



IBM Systems - iSeries

Connecting to iSeries

Getting to know iSeries Navigator

Version 5 Release 4





IBM Systems - iSeries

Connecting to iSeries

Getting to know iSeries Navigator

Version 5 Release 4

Note

Before using this information and the product it supports, read the information in “Notices,” on page 23.

Seventh Edition (February 2006)

This edition applies to version 5, release 4, modification 0 of IBM i5/OS (product number 5722-SS1) and to all subsequent releases and modifications until otherwise indicated in new editions. This version does not run on all reduced instruction set computer (RISC) models nor does it run on CISC models.

© Copyright International Business Machines Corporation 1998, 2006. All rights reserved.

US Government Users Restricted Rights – Use, duplication or disclosure restricted by GSA ADP Schedule Contract with IBM Corp.

Contents

Getting to know iSeries Navigator	1
What's new for iSeries Navigator in V5R4	3
Printable PDF	4
iSeries Navigator - Functions by Release	4
Requirements for installing iSeries Navigator	16
Installing iSeries Navigator	17
Installation tips	18

Working with iSeries Navigator	18
Related information for iSeries Navigator	20

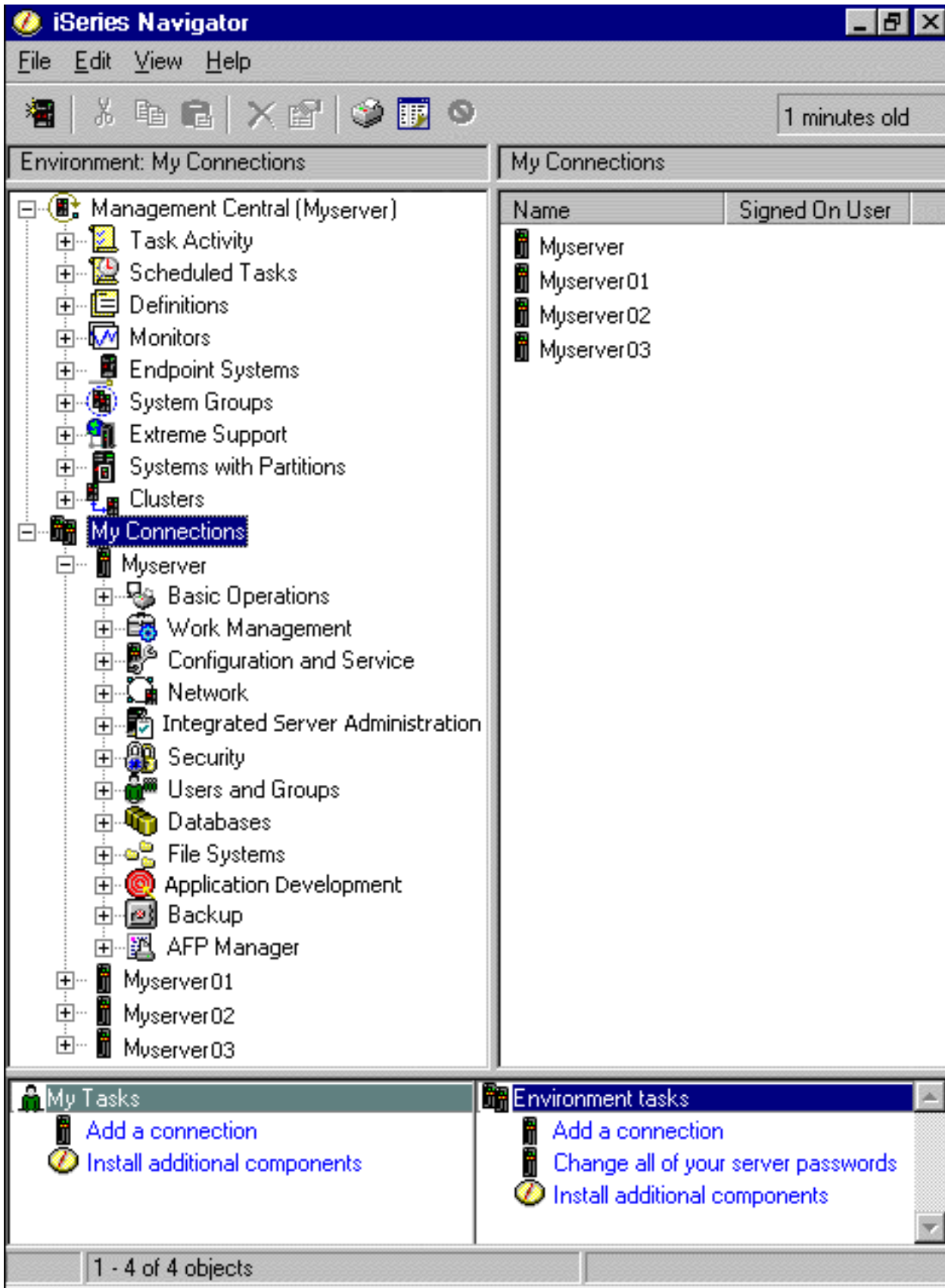
Appendix. Notices	23
Trademarks	24
Terms and conditions	25

Getting to know iSeries Navigator

iSeries™ Navigator is a powerful graphical interface for Windows® clients.

With iSeries Navigator, you can use your graphical interface skills to manage and administer your servers.

Here is an example of the iSeries Navigator main window:



From this example, you can see the iSeries Navigator hierarchical tree view in the left pane of the window. It provides a familiar user interface for those experienced in using graphical interfaces. It also decreases the need for users to learn the character-based interface. iSeries Navigator functionality includes system navigation, configuration, systems management, and monitoring capabilities. For step-by-step instructions on how to perform tasks in iSeries Navigator, see the iSeries Navigator online help.

What's new for iSeries Navigator in V5R4

See a summary of the new and changed information in the V5R4 Information Center for iSeries Navigator.

New and changed information in the V5R4 Information Center for iSeries Navigator includes:

Requirements for installing iSeries Navigator

Updated PC hardware and software requirements.

iSeries Navigator functions by release

Formerly available from the iSeries Navigator Web page, this table (which shows what functions are available for each release of i5/OS™) is now part of the iSeries Information Center. When you are using iSeries Navigator, you will find that the functions available for any iSeries server you are connected to are dependent on which version of i5/OS is running on that server.

iSeries Navigator tasks on the Web

You can now access and perform a subset of iSeries Navigator tasks through an Internet Web browser. The interface may look slightly different, but the tasks you can perform are the same. The following iSeries Navigator functions are available to work with on the Web:

- Messages, User Jobs, and Printer Output (in Basic Operations)
- Active Jobs, Server Jobs, Output Queues, and Subsystems (in Work Management)
- System Values and Time Management (in Configuration and Service)
- Database Objects in (Databases)

Intelligent Agents console

System administrators can now manage one or more ABLE (Agent Building and Learning Environment) agents running on a single system or across a distributed platform. This new topic in the iSeries Information Center provides more information about ABLE agents, setting up your agent environment, and using the Intelligent Agents console in iSeries Navigator.

In addition to the information in the Functions by release table, see the following for more information about what new functions are available in V5R4 for iSeries Navigator:

iSeries Technical Support

Web site Look under Library in the left navigation bar, and then under iSeries Technical Overviews, for a more technical description of the new functions in V5R4.

iSeries Navigator online help



In iSeries Navigator, click **Help** → **Help Topics** → **What's new?** to review all the new functions available in iSeries Navigator this release.

See also the following topics:

- iSeries Navigator for Wireless -- What's new for V5R4
- iSeries Navigator tasks on the Web -- What's new for V5R4
- Management Central -- What's new for V5R4?

How to see what's new or changed

To help you see where technical changes have been made, this information uses:

- The  image to mark where new or changed information begins.
- The  image to mark where new or changed information ends.

To find other information about what's new or changed this release, see the Memo to Users.







Printable PDF

Use this to view and print a PDF of this information.

To view or download the PDF version of this document, select Getting to know iSeries Navigator (about 422 KB).

Other information

You can also view or print any of the following Redbook PDFs:


- Managing OS/400® with Operations Navigator V5R1 Volume 1: Overview and More 
- Managing OS/400 with Operations Navigator V5R1 Volume 2: Security 
- Managing OS/400 with Operations Navigator V5R1 Volume 3: Configuration and Service 
- Managing OS/400 with Operations Navigator V5R1 Volume 4: Packages and Products 
- Managing OS/400 with Operations Navigator V5R1 Volume 5: Performance Management 
- Managing OS/400 with Operations Navigator V5R1 Volume 6: Networking 

Saving PDF files

To save a PDF on your workstation for viewing or printing:

1. Right-click the PDF in your browser (right-click the link above).
2. Click **Save Target As** if you are using Internet Explorer. Click **Save Link As** if you are using Netscape Communicator.
3. Navigate to the directory in which you would like to save the PDF.
4. Click **Save**.

Downloading Adobe Acrobat Reader

You need Adobe Acrobat Reader to view or print these PDFs. You can download a copy from the Adobe Web site (www.adobe.com/products/acrobat/readstep.html) .

iSeries Navigator - Functions by Release

When you are using V5R4 iSeries Navigator, you will find that the functions available for any iSeries server you are connected to are dependent on which version of i5/OS is running on that server. See this table to find out which functions are available for each release of i5/OS.

Function	Description	V5R2	V5R3	V5R4
Management Central				

Function	Description	V5R2	V5R3	V5R4
Management Central	Manage multiple iSeries systems.			
Monitors	System Monitors - Monitor real-time performance of one or more iSeries servers.			
	Job Monitors - Monitor jobs on one or more iSeries servers.			
	Message Monitors - Monitor messages on one or more iSeries servers.			
	B2B Activity Monitors - Monitors your B2B transactions.			
	File Monitors - Monitors files for any changes, or for specific text strings.			
	Graph History - Provides a graphical view of performance data collected over days, weeks, months, or years.			
Commands	Run and save commands.			
Packages	Create, save, and distribute objects.			
Hardware and Software Inventory	Collect and display inventory.			
Fixes Inventory	Manage software fixes (PTFs).			
Scheduling	Schedule Management Central tasks.			
Collection Services	Collect performance data.			
System Values	Display, change, and distribute system values.			

Function	Description	V5R2	V5R3	V5R4
Distributed User and Group Administration	Create, change, and distribute users and groups.			
Licensed Program Installation	Create LPs and fixes, distribute and install.			
Extreme Support	Secure, personalized service and electronic support.			
SSL Support	Secure transmissions between a central system and endpoint systems.			
	Enhanced SSL and Authentication - sign on to one system and be recognized by others.			
Synchronize Date and Time	Synchronize date and time system values across a network of iSeries servers using Compare and Update System Values.			
Cluster Proven	High availability for Management Central when running in a cluster environment.			
Synchronize EIM and Kerberos Configurations	Use the Synchronize Functions wizard to duplicate your EIM and Kerberos configurations from a model system to your endpoints.			
iSeries Navigator for Wireless	Remotely monitor system performance and status.			
iSeries Navigator Tasks on the Web	Select iSeries Navigator tasks directly accessible from a Web browser.			
Basic Operations	Manage i5/OS messages, printer output, printers, and jobs.			
	Messages			
	Printers			
	Printer output			

Function	Description	V5R2	V5R3	V5R4
	Jobs			
Command Prompter	Prompt for CL commands from the Web.			
Work Management	Manage daily system operations and workload.			
	Active jobs			
	Server jobs			
	Job queues			
	Subsystems			
	Output queues			
	Memory pools			
	System status			
Database	Administer DB2 Universal Database™ for iSeries from the Web.			
	Tables, objects, views, journals, and indexes			
	Constraints			
	Sequences			

Function	Description	V5R2	V5R3	V5R4
	SQL procedures and packages			
	Schemas			
	Database performance monitors			
	Import and export data			
Hardware	Manage your iSeries hardware from the Web.			
	Configuration and service			
Network	Manage your i5/OS TCP/IP configuration and other communications from the Web.			
	TCP/IP servers			
	Universal connection wizard			
Intelligent Agents Intelligent Agent Support	Create and manage autonomic Java™ agents to maintain your iSeries servers.			
Application Administration Application Administration	Control user's access to functions.			
Administration of Plug-ins	Control user's access to iSeries Navigator plug-ins.			
Centralized Administration	Define an administration system to centralize your Application Administration settings.			
Basic Operations Basic Operations	Manage lists of messages, printer output, and printers.			



































Function	Description	V5R2	V5R3	V5R4
Messages	Work with messages.			
Printers	Manage printers.			
Printer Output	Work with printer output.			
	Cut, copy, paste, drag and drop, printer output.			
AFP™ Workbench Viewer	Displays printer output.			
Jobs	Work with user jobs.			
Job logs	Display job log for a job.			
Command Prompter Graphical CL Command Prompter	Prompt for CL commands within iSeries Navigator.			
Work Management Work Management	Manage system operation and the daily workload on the system.			
Active Jobs	Work with active jobs.			
	Call Stack - View the call stack for an active job.			
	Library List - View the library list for an active job.			
	Locked Objects - Work with the object locks for an active job.			
	Open Library Objects - View and work with the open library objects for an active job.			

Function	Description	V5R2	V5R3	V5R4
	Open File System Objects - View and work with the open file system objects for an active job.			
	Elapsed Performance Statistics - Monitor job performance using Elapsed Performance Statistics.			
	Threads - Work with threads running under an active job.			
	Transactions - Work with transactions attached to an active job.			
	Last SQL Statement - Work with last SQL statement that was run by an active job.			
Server Jobs	Work with server jobs.			
Job Queues	Work with active and all job queues.			
Subsystems	Work with active subsystems.			
Memory Pools	Work with memory pools.			
Output Queues	Work with all output queues on the system.			
System Status	Quickly and easily check the status of a system.			
Hardware Configuration and Service	Manage hardware and software on your system.			
	System Values - Work with all system values.			
	Time Management - Adjust time and manage time zones.			

Function	Description	V5R2	V5R3	V5R4
	Hardware Inventory - Display the hardware for the system.			
	Software Inventory - Display the software for the system.			
	History Log - Display messages in the system history log.			
Disk Management	Manage the disk units on your system.			
	Work with disk unit balancing, status, and capacity.			
	Manage disk units, HSM, and compression. Add, move, and remove disk units.			
	Set up and manage independent disk pools.			
	Graphical View - Displays all disk units in a parity set, mirrored pairs, active, and more.			
	Print the graphical view.			
	Parity Sets - Start, stop, and resynchronize parity.			
	Parity Sets - Change parity optimization.			
	Geographic Mirroring - Mirror independent disk pools to systems at other sites.			
LPAR Configuration	Configure and manage local partitions.			
Simple Cluster Configuration	Configure and manage two-node clusters.			

Function	Description	V5R2	V5R3	V5R4
Tape Devices	Support for stand-alone tape devices and tape libraries.			
	Tape image catalogs.			
	Virtual tape devices.			
Network Network Functions	Manage your i5/OS TCP/IP configuration and other communications interfaces using wizards, configure new servers, and start servers in one step when TCP/IP starts.			
	Access iSeries Internet applications like IBM® Web Administration for iSeries.			
	Manage point-to-point communications.			
	Set up and manage TCP/IP interfaces.			
	Set up and manage server applications, which includes: DNS, DHCP, iSeries NetServer™, NFS, DCE, Directory server (LDAP).			
	Set up and manage IP security.			
	Set up virtual private networking (VPN).			
	Manage additional IP interface and line types (PPP for example) over L2TP and ISDN, WAN and Circuitless IP.			
	Manage TCP/IP quality of service.			
	NetStat - Detailed information for interfaces, routes, connections, physical interface activity.			
	Enterprise Identity Mapping (EIM)	Inexpensive cross-platform single sign-on.		

Function	Description	V5R2	V5R3	V5R4
	Create and manage mapping policies.			
	Test EIM mappings.			
	Support for x.509 and Digital Certificates.			
Integrated Operating Environments				
Integrated operating systems and environments	Manage your Windows server on an Integrated xSeries [®] Server.			
	Support for integrated xSeries Servers.			
	Integrated server management - start and stop integrated servers, status.			
	Manage users and disk storage for your integrated servers.			
	Manage integrated AIX [®] and Linux [®] servers.			
	Support for xSeries servers and BladeCenters with iSCSI technology.			
Security				
Security	Object authority and security system values.			
Permissions	Manage object authority.			
Security Policies	Maintain security and auditing policies.			
Security Configuration Wizard	Configure security.			
Users and Groups	Manage i5/OS users and groups.			

Function	Description	V5R2	V5R3	V5R4
SSL Support	Use SSL to secure iSeries server applications.			
Network Authentication Service	Easily create and manage Kerberos tickets to authenticate users			
	Create and manage keytab entries.			
Object Signing and Signature Verification				
Database Database Support	Administration of DB2 Universal Database (UDB) for iSeries.			
Multiple Databases	Multiple databases now supported using independent disk pools.			
Manage DB2 [®] UDB Objects	Work with complex objects, procedures, and functions.			
	Tables, views, journals, indexes, and aliases.			
	Sequence objects, partitioned tables, check pending constraints, materialized query tables and more.			
	Objects organized by container.			
Reorganize Tables	Stop, resume, and view progress of table reorganization.			
SQL	Create, save, and run SQL scripts.			
	Collect and view SQL performance data using SQL performance monitors.			
	View the SQL statements used to perform database actions using Show SQL.			

Function	Description	V5R2	V5R3	V5R4
	Library support enhanced to support SQL object schema.			
Visual Explain	Visual description of queries.			
Database Navigator	Visual description of your database.			
iSeries Graphical Debugger	Launch and run from SQL scripts.			
Health Center	Use SQL schemas to test table size limits.			
Index Advisor	Display index advised information from CQE and SQE.			
Integrated File System (IFS)				
Integrated File System	Work with the iSeries integrated file system.			
	Cut, copy, paste, create, and Rename IFS files.			
	Drag and drop, cut, copy, and paste QSYS objects.			
File Shares	List and work with NetServer File Shares.			
Additional Attributes	Display object attributes.			
Virus Scanning	Provides support for scanning files using third-party virus scanning software.			
Advanced Function Printing™ (AFP)				
AFP Manager	AFP resources, font mapping tables, PSF.			
Intelligent Routing	Specify any combination of stream file, spooled file, or e-mail for PDF output file.			

Function	Description	V5R2	V5R3	V5R4
Backup				
Backup	Schedule backups.			
Backup, Recovery and Media Services (BRMS)				
Backup, Recovery and Media Services (BRMS)	BRMS Licensed Program (iSeries Navigator plug-in).			
	Global policy properties			
	View and save HTML-based reports.			
	Reclaim media			
	Manage devices			
	Backup policy omits of folders, libraries, and library objects.			
	Restore printer output and archive objects			
Application Development				
Application Development	Work with application development tools.			
Plug-in Support				
Java	Create plug-ins using Java.			
C++	Create plug-ins using C++.			
Visual Basic	Create plug-ins using Visual Basic.			

Requirements for installing iSeries Navigator

Review the PC hardware and software requirements to install iSeries Navigator.

To install and use iSeries Navigator, your PC must be running one of the following Windows operating systems:

Windows N 4.0
Windows 2000
Windows XP
Windows Server 2003 (32-bit PC)
Windows Server 2003 (64-bit PC).

See Prerequisites to set up the PC for iSeries Access for Windows for the processor, memory, and service pack level requirements for each operating system.

Related concepts

Prerequisites to set up the PC for iSeries Access for Windows

Related tasks

“Installing iSeries Navigator”

Get started managing and administering your server from your PC. Once installation is complete, task-based information is available in the iSeries Navigator online help.

Installing iSeries Navigator

Get started managing and administering your server from your PC. Once installation is complete, task-based information is available in the iSeries Navigator online help.

All iSeries Navigator components are packaged with iSeries Access for Windows. Assuming that your PC meets the hardware and software requirements, your first step is to install the iSeries Navigator components when you install iSeries Access for Windows on your PC.

Note: You need to have iSeries Access for Windows installed on the system from which you **install** iSeries Navigator. However, iSeries Access for Windows is not required on the systems that you **connect to** with iSeries Navigator. The only software requirement for these systems is the i5/OS host servers option (Option 12 when you install the i5/OS operating system).

To install iSeries Navigator on your PC, follow the instructions to install iSeries Access for Windows on your PC. If you are installing iSeries Navigator for the first time, be sure to make these selections:

1. Select the **Custom** installation option during iSeries Access for Windows installation.
2. In the **Component Selection** window, only some of the subcomponents of iSeries Navigator are preselected to be installed. Click the gray box next to **iSeries Navigator** to remove the default selections.
3. Click the box next to **iSeries Navigator** again. This selects all of the individual iSeries Navigator subcomponents.
4. Deselect any subcomponent that you do not want installed.

If you have a previous release of iSeries Navigator installed on your PC, you can choose the **Basic Upgrade** installation option to upgrade your previously installed components to the new release. To add or remove components, choose **Selective Upgrade**.

Related concepts

iSeries Access for Windows

“Requirements for installing iSeries Navigator” on page 16

Review the PC hardware and software requirements to install iSeries Navigator.

“Working with iSeries Navigator” on page 18

See an overview of the capabilities that iSeries Navigator provides, which are covered in the Information Center.

Related tasks

Install iSeries Access for Windows on your PC

Installation tips

- If you select the **Typical** installation option, only the following iSeries Navigator components will be installed:
 - iSeries Navigator base support
 - Basic operations (messages, printer output, printers, and jobs)
- To install additional components after you install iSeries Navigator, use iSeries Access **Selective Setup**.
- If you are having trouble reading the fonts on some windows, try using a screen resolution of 1024x768 or higher.

Once you have completed installing iSeries Navigator, you will need to add server connections. To add connections to iSeries Navigator:

1. Double-click the **iSeries Navigator** icon on your Windows desktop.
2. Click **Yes** to create a connection.
3. Follow the instructions in the Add Connection wizard.
4. To add another server connection, click **File** → **Connection to Servers** → **Add Connection** in the iSeries Navigator main window.

Once you have iSeries Navigator up and running, refer to the iSeries Navigator online help for specific task-based information.

Working with iSeries Navigator

See an overview of the capabilities that iSeries Navigator provides, which are covered in the Information Center.

iSeries Navigator provides a powerful suite of functions to handle your system administration tasks. Once you have installed iSeries Navigator, use the online help for step-by-step instructions for all the individual tasks that you can do "the GUI way" in iSeries Navigator. In the main iSeries Navigator window, just click **Help** → **Help Topics** → **What can I do with...?**

For links to related conceptual information in the Information Center, keep reading!

iSeries Navigator concepts

Manage multiple systems

The Management Central technology, which is an integral part of iSeries Navigator, allows you to manage tasks across one or more servers simultaneously. Simplify your systems management with task scheduling, real-time performance monitoring, managing fixes (or PTFs), distributing objects, managing users and groups, running commands from a central system, and much much more.

Manage logical partitions

Use iSeries Navigator to access your logical partition information, change logical partition configuration, manage security, and change processing resources without requiring a system restart. On an iSeries server, you can use iSeries Navigator, DST, and SST to manage your logical partitions. If you are working with partitions on IBM Systems and eServer™ hardware, or models such as 5xx, see Partitioning the server for more information.

iSeries Navigator concepts

Manage your hardware

Use iSeries Navigator to configure, protect, and manage all of your disk units and disk pools, as well as work with mirroring and parity protection. iSeries Navigator also allows you to view all stand-alone devices as well as all the tape resources and cartridges within your tape libraries. Using iSeries Navigator, you can duplicate tapes, display or print volume labels, eject a tape from a tape library, format a tape, make a tape cartridge or device (vary it on), make a tape device unavailable (vary it off), print save-or-restore-tape information, print volume contents, and reset tape resources.

Secure your network

Network security means that your customers, employees, and business partners can obtain the information that they need to do business with you in a secure environment. iSeries Navigator has several integrated features that will help build a strong defense against the security risks you may encounter along the way. Use iSeries Navigator to configure everything from your basic system security policy to secure end-to-end VPN connections, filter rules, address translation, SSL, enterprise identity mapping, and much more.

Work with database records

You can perform many of your database tasks using iSeries Navigator. These tasks include creating and maintaining database objects, inserting or changing data, monitoring and analyzing query performance, and creating a map of your database. See *Getting started with iSeries Navigator Database* for more details.

Connect your network

Use the Network component of iSeries Navigator to configure and manage network communications on your server. Find wizards to easily configure the interfaces, routes, and servers that are necessary for network communications. Verify connectivity using the PING and trace route utilities. Then, choose from a variety of functions to customize the network; for example, you may select IP policies to control and secure your network traffic using QoS or VPN, or choose Remote Access Services to create point-to-point connections. See *Networking* for detailed information about various networking technologies that you can use on the iSeries.

Manage your system workload

System jobs are created by the operating system to control system resources and perform system functions. System jobs run when the iSeries server starts, without user input. These jobs perform a variety of tasks from starting the operating system, to starting and ending subsystems, to scheduling jobs. See *Managing jobs* for information about managing jobs.

Limit application availability

Application Administration allows administrators to limit or grant access to functions, including several iSeries Navigator functions, and other applications for the users and groups on a specific iSeries server. Administrators can also centrally manage many of the properties used by iSeries Access for Windows clients and use the advanced Application Administration settings to centrally control environment, password, connection, service, and language settings.

Related concepts

Management Central

Disk units and disk pools

Tape libraries
Network security
Getting started with iSeries Navigator Database
QoS
VPN
Remote Access Services
Networking
System jobs
Managing jobs
Application Administration

Related tasks

“Installing iSeries Navigator” on page 17

Get started managing and administering your server from your PC. Once installation is complete, task-based information is available in the iSeries Navigator online help.







Manage your logical partitions
Partitioning the server

Related information for iSeries Navigator

Follow the links in this topic to find related technical information in IBM Redbooks™, in other Information Center topics, and on IBM Web sites.

Listed below are the IBM Redbooks (in PDF format), Web sites, and Information Center topics that relate to the iSeries Navigator topic. You can view or print any of the PDFs.

Redbooks

- Managing OS/400 with Operations Navigator V5R1 Volume 1: Overview and More 
- Managing OS/400 with Operations Navigator V5R1 Volume 2: Security 
- Managing OS/400 with Operations Navigator V5R1 Volume 3: Configuration and Service 
- Managing OS/400 with Operations Navigator V5R1 Volume 4: Packages and Products 
- Managing OS/400 with Operations Navigator V5R1 Volume 5: Performance Management 
- Managing OS/400 with Operations Navigator V5R1 Volume 6: Networking 

Web sites

- iSeries Navigator home page  .

Other Information Center topics


- iSeries Navigator for Wireless (about 650 KB)
- iSeries Navigator tasks on the Web (about 150 KB)
- Application Administration (about 200 KB)
- Management Central (about 250 KB)
 - Performance (about 1100 KB)
 - Software and licensed programs (about 350 KB)
- Developing iSeries Navigator plug-ins (about 360 KB)

Saving PDF files

To save a PDF on your workstation for viewing or printing:

1. Right-click the PDF in your browser (right-click the link above).
2. Click **Save Target As** if you are using Internet Explorer. Click **Save Link As** if you are using Netscape Communicator.
3. Navigate to the directory in which you would like to save the PDF.
4. Click **Save**.

Downloading Adobe Acrobat Reader

You need Adobe Acrobat Reader to view or print these PDFs. You can download a copy from the Adobe Web site (www.adobe.com/products/acrobat/readstep.html) .

Appendix. Notices

This information was developed for products and services offered in the U.S.A.

IBM may not offer the products, services, or features discussed in this document in other countries. Consult your local IBM representative for information on the products and services currently available in your area. Any reference to an IBM product, program, or service is not intended to state or imply that only that IBM product, program, or service may be used. Any functionally equivalent product, program, or service that does not infringe any IBM intellectual property right may be used instead. However, it is the user's responsibility to evaluate and verify the operation of any non-IBM product, program, or service.

IBM may have patents or pending patent applications covering subject matter described in this document. The furnishing of this document does not grant you any license to these patents. You can send license inquiries, in writing, to:

IBM Director of Licensing
IBM Corporation
North Castle Drive
Armonk, NY 10504-1785
U.S.A.

For license inquiries regarding double-byte (DBCS) information, contact the IBM Intellectual Property Department in your country or send inquiries, in writing, to:

IBM World Trade Asia Corporation
Licensing
2-31 Roppongi 3-chome, Minato-ku
Tokyo 106-0032, Japan

The following paragraph does not apply to the United Kingdom or any other country where such provisions are inconsistent with local law: INTERNATIONAL BUSINESS MACHINES CORPORATION PROVIDES THIS PUBLICATION "AS IS" WITHOUT WARRANTY OF ANY KIND, EITHER EXPRESS OR IMPLIED, INCLUDING, BUT NOT LIMITED TO, THE IMPLIED WARRANTIES OF NON-INFRINGEMENT, MERCHANTABILITY OR FITNESS FOR A PARTICULAR PURPOSE. Some states do not allow disclaimer of express or implied warranties in certain transactions, therefore, this statement may not apply to you.

This information could include technical inaccuracies or typographical errors. Changes are periodically made to the information herein; these changes will be incorporated in new editions of the publication. IBM may make improvements and/or changes in the product(s) and/or the program(s) described in this publication at any time without notice.

Any references in this information to non-IBM Web sites are provided for convenience only and do not in any manner serve as an endorsement of those Web sites. The materials at those Web sites are not part of the materials for this IBM product and use of those Web sites is at your own risk.

IBM may use or distribute any of the information you supply in any way it believes appropriate without incurring any obligation to you.

Licensees of this program who wish to have information about it for the purpose of enabling: (i) the exchange of information between independently created programs and other programs (including this one) and (ii) the mutual use of the information which has been exchanged, should contact:

IBM Corporation

Software Interoperability Coordinator, Department YBWA
3605 Highway 52 N
Rochester, MN 55901
U.S.A.

Such information may be available, subject to appropriate terms and conditions, including in some cases, payment of a fee.

- | The licensed program described in this information and all licensed material available for it are provided
- | by IBM under terms of the IBM Customer Agreement, IBM International Program License Agreement,
- | IBM License Agreement for Machine Code, or any equivalent agreement between us.

Any performance data contained herein was determined in a controlled environment. Therefore, the results obtained in other operating environments may vary significantly. Some measurements may have been made on development-level systems and there is no guarantee that these measurements will be the same on generally available systems. Furthermore, some measurements may have been estimated through extrapolation. Actual results may vary. Users of this document should verify the applicable data for their specific environment.

Information concerning non-IBM products was obtained from the suppliers of those products, their published announcements or other publicly available sources. IBM has not tested those products and cannot confirm the accuracy of performance, compatibility or any other claims related to non-IBM products. Questions on the capabilities of non-IBM products should be addressed to the suppliers of those products.

All statements regarding IBM's future direction or intent are subject to change or withdrawal without notice, and represent goals and objectives only.

This information is for planning purposes only. The information herein is subject to change before the products described become available.

This information contains examples of data and reports used in daily business operations. To illustrate them as completely as possible, the examples include the names of individuals, companies, brands, and products. All of these names are fictitious and any similarity to the names and addresses used by an actual business enterprise is entirely coincidental.

If you are viewing this information softcopy, the photographs and color illustrations may not appear.

Trademarks

The following terms are trademarks of International Business Machines Corporation in the United States, other countries, or both:

- | Advanced Function Printing
- | AFP
- | AIX
- | DB2
- | DB2 Universal Database
- | eServer
- | i5/OS
- | IBM
- | iSeries
- | NetServer
- | OS/400
- | Redbooks
- | xSeries

Windows, is a trademark of Microsoft Corporation in the United States, other countries, or both.

Java and all Java-based trademarks are trademarks of Sun Microsystems, Inc. in the United States, other countries, or both.

- | Linux is a trademark of Linus Torvalds in the United States, other countries, or both.

Other company, product, and service names may be trademarks or service marks of others.

Terms and conditions

Permissions for the use of these publications is granted subject to the following terms and conditions.

Personal Use: You may reproduce these publications for your personal, noncommercial use provided that all proprietary notices are preserved. You may not distribute, display or make derivative works of these publications, or any portion thereof, without the express consent of IBM.

Commercial Use: You may reproduce, distribute and display these publications solely within your enterprise provided that all proprietary notices are preserved. You may not make derivative works of these publications, or reproduce, distribute or display these publications or any portion thereof outside your enterprise, without the express consent of IBM.

Except as expressly granted in this permission, no other permissions, licenses or rights are granted, either express or implied, to the publications or any information, data, software or other intellectual property contained therein.

IBM reserves the right to withdraw the permissions granted herein whenever, in its discretion, the use of the publications is detrimental to its interest or, as determined by IBM, the above instructions are not being properly followed.

You may not download, export or re-export this information except in full compliance with all applicable laws and regulations, including all United States export laws and regulations.

IBM MAKES NO GUARANTEE ABOUT THE CONTENT OF THESE PUBLICATIONS. THE PUBLICATIONS ARE PROVIDED "AS-IS" AND WITHOUT WARRANTY OF ANY KIND, EITHER EXPRESSED OR IMPLIED, INCLUDING BUT NOT LIMITED TO IMPLIED WARRANTIES OF MERCHANTABILITY, NON-INFRINGEMENT, AND FITNESS FOR A PARTICULAR PURPOSE.



Printed in USA